

SYDNEY

VIVIDTM

Vivid Sydney 2026 Visual Story

Vivid Sydney Visual Story

This is a Visual Story for Vivid Sydney 2026.

It was created with Autism Spectrum Australia and Get Skilled Access.

This Visual Story will tell me about the accessibility information available for Vivid Sydney and will help me prepare for a new environment or situation.

There is a lot of information in this document about things like public transport, crowds and what to bring.

I can use the table of contents on the next page to click on the section I would like more information on.

I can find more information on the [Access and Inclusion page on the Vivid Sydney Website](#) such as wheelchair access, audio services and accessible viewing areas.

If I can't find the information I am looking for, I can call the Vivid Accessibility Officer on 0429 897 028 or I can [fill out this form](#) and someone will get back to me.



Table of Contents

Communication Board	4	Vivid Sydney Drone Shows	29
About Vivid Sydney	5	Drone Shows Darling Harbour	30
Vivid Light Walk	6	Getting to the Drone Show	32
Vivid Music	7	Leaving the Drone Show	33
Vivid Minds	8	Vivid Sydney Laser Shows	34
Vivid Food	9	Laser Shows Darling Harbour	35
Accessibility Map	11	When I arrive	37
Before I arrive	12	Facilities Available	38
Tickets	13	What if it's Raining?	41
Companion Cards	13	Sensory Information	42
Crowds	14	Low Sensory Installations	43
Hidden Disability Sunflower	14	Quiet Space	44
Gig Buddies	15	Who to ask for help	45
What else to bring?	16	Audiovisual Services	47
Zone 3 – Darling Harbour	22	Accessible Viewing Areas	48
Accessible Rideshare	23	Eating	51
Accessible pick-up and drop off zones	24	Vivid Fire Kitchen	52
Pre-Booked Vehicle Accessible Parking	25	Tumbalong Park	53
Driving and Road Closures	26	Leaving Vivid Sydney	54
Special Event Clearways	27		
Car Parking	28		

Communication Board

This communication board can help me communicate without speaking.

I can print this communication board at home and bring it with me when I come to Vivid Sydney.

I can point to the symbol which describes my needs.

The person I am using this board with will ask me yes or no questions to get more information to help me.



Vivid Sydney 2026 Communication Board



Yes 	No 	Accessible toilet 	Changing Places 	Where is
Drinking fountain 	Food and drink 	Quiet space 	Rest area 	Accessible parking
Public transport 	First aid 	Ambulance 	Police 	Security
Question 	Write it down 	Check in 	I don't speak English 	Deaf/Hard of hearing

About Vivid Sydney

What to expect

Vivid Sydney is a large event that showcases art, new music, food and technology.

For 23 days and nights, Vivid Sydney illuminates the city. This year, it will turn the streets into a colourful display of art installations and 3D light shows, casting a magical glow on Sydney's famous buildings and city areas.

Vivid Sydney is owned, managed and produced by [Destination NSW](#), the NSW Government's tourism and major events agency.

When: Friday 22 May to Saturday 13 June 2026.

Times: 6.00pm to 11.00pm each night.

I can choose to travel around at my own pace.

I can choose to discover as much or as little as I want.



Vivid Light Walk

The Vivid Light Walk is free and spans across 3 precincts:

Zone 1 Circular Quay and The Rocks

Zone 2 Barangaroo


Zone 3 Darling Harbour

Parts of the Vivid Light Walk are steep up-hill or down-hill. All paths are bitumen or concrete with some paths linking the various light attractions.

The Vivid Light Walk is accessible for mobility devices and prams.

For more information

Visit the [Vivid Sydney website](#)



Vivid Music

Vivid Music includes live music performances across a variety of venues.

Vivid Music offers a wide range of performances by well-known and new artists. Sydney will become a place where people can discover and enjoy music together.

Vivid Music Events

I will need to buy a ticket for some of the Vivid Music events. I can check the [Vivid Sydney website](#) for more information.

Tumbalong Nights – Free Music Events

I do not need to pay to go to Tumbalong Nights. These shows are free. I can look at the [Tumbalong Nights webpage](#) to see what's on and plan ahead.

On Saturdays, I can also experience Feel the Beat at Tumbalong Park. If I would like more information about access or bookings, I can go to the Accessible Viewing Areas section.



Vivid Minds

Previously called Vivid Ideas, Vivid Minds includes live presentations and talks on inspiring topics as well as activations and installations.

Vivid Minds is a place for inspiring new thoughts and rethinking old ones. It is a compassionate and understanding place where people will talk about current topics. The audience will actively listen and might take part in discussions.


This event brings exciting conversations and interactive activities to Sydney.

Vivid Minds Events

I will need to buy a ticket for some of the Vivid Minds events. I can check the [Vivid Sydney website](#) for more information.

Free Vivid Minds Events

Some Vivid Minds events are free. I don't need a ticket for these events. I can find out more information on the [Vivid Sydney website](#).



Vivid Food

Vivid Food provides a variety of places to eat and drink.

Vivid Food celebrates the diverse food industry in Sydney and NSW. It will showcase what makes dining here so special, from street food cooked over open flames to dishes by top chefs. There is something for everyone to enjoy.

Vivid Food Events

I will need to buy a ticket for some of the Vivid Food events. I can find out more information on the [Vivid Sydney website](#).



Vivid Food


The Vivid Fire Kitchen is returning in 2026 with 23 nights of flame festivities showcasing local and international pit masters. There will be many people at the Vivid Fire Kitchen, especially on weekends. If I would like to visit the Vivid Fire Kitchen when it is less crowded, I can come on a weeknight (Monday-Thursday night).

The Vivid Fire Kitchen is free to enter, but I will need to purchase my food and beverages.

For more information on the Vivid Fire Kitchen visit this page: [Vivid Fire Kitchen | Vivid Sydney 2026](#)

When: 6pm-11pm Monday - Sunday

Where: Barangaroo Reserve




Accessibility Map

I can download the accessibility map on the [access and inclusion page](#).

It will also be available to download via a QR code at the Information Booths or I can ask one of the volunteers for assistance.

Or I can click on download now below.

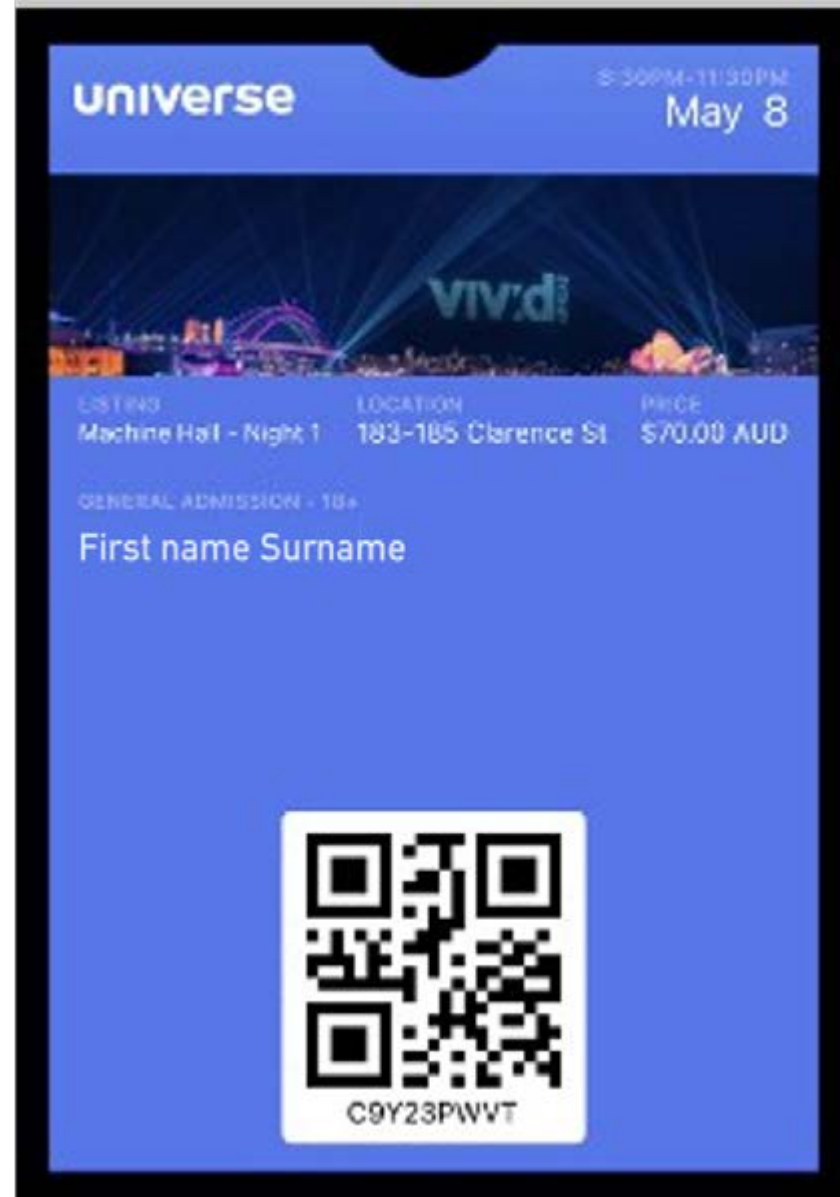
[Download Now](#)



SYDNEY

VIVID

Before I arrive



Tickets

If I have purchased a ticket to any of the Vivid Minds, Vivid Music or Vivid Food events, my digital ticket will be sent to my email or mobile from the relevant ticketing agent and can be scanned from my mobile device. I don't need to print these tickets. Please ensure your brightness is on full to assist our scanning staff.



Companion Cards

Support workers or essential companions of people with a disability are offered free entry to some Vivid Sydney events. I will need to show my companion card to ticket staff when I get to an event. I can book my companion card tickets online using the [companion booking page](#).



Crowds

There will be many people on the Vivid Sydney Light Walk, especially on weekends. I need to allow for additional time to move around or see the attractions. If I would like to see Vivid Sydney when it is less crowded, I can come on a weeknight (Monday-Thursday).

Hidden Disability Sunflower

Vivid Sydney supports the Hidden Disability Sunflower. The lanyard is a way for me to indicate to Vivid Sydney staff that I may need extra support, time, and understanding. There will be a limited number of lanyards available. I can register my interest to receive a lanyard via the email below or by visiting our [accessibility page](#).

If I would like to purchase my own Sunflower product, I can visit the [Hidden Disabilities Sunflower website](#).

It is ok if I don't have a lanyard, I can still get help when I need it. Look out for Vivid Sydney staff wearing the 'Can I help you?' badge.

Event.access@dns.w.com.au

Gig Buddies

Vivid Sydney supports Gig Buddies.

Gig Buddies is an organisation that will pair me with a volunteer buddy. My buddy will share similar interests to me.

I can sign up to join Gig Buddies at [Join Gig Buddies Sydney - Make Friends - Australia](#)

I could attend Vivid Sydney with my buddy.

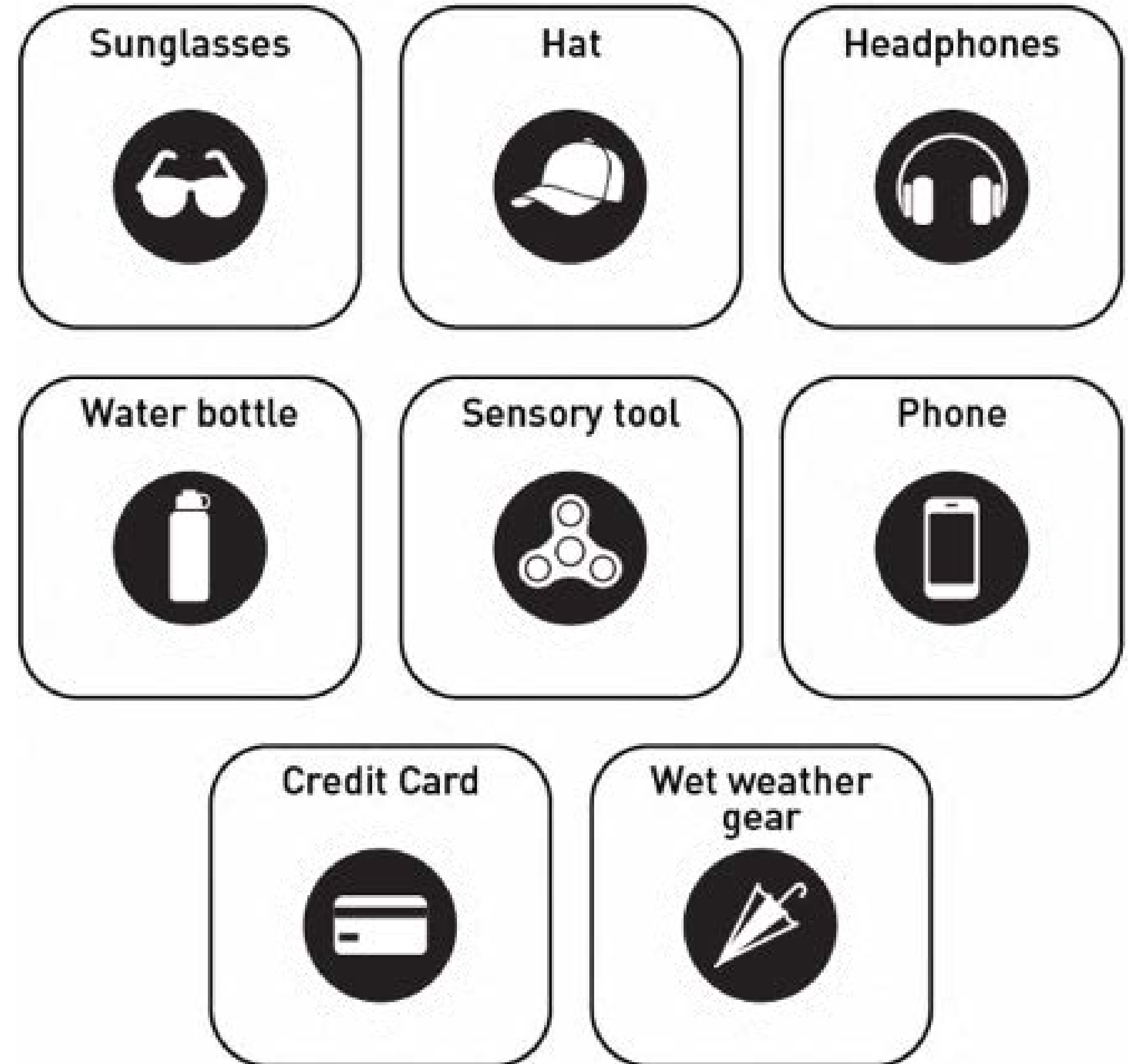
It is ok if I don't have a buddy, I can still attend Vivid Sydney and get help when I need it.



What else to bring?

Vivid Sydney can be bright, busy, noisy, and full of surprises — with large crowds, loud sounds, and weather that can change quickly. To help me feel comfortable and ready for anything, I can bring things with me, and if I forget something or need anything, I can also purchase items like food, drinks, or extra clothing at shops or stalls around the festival.

- Headphones
- Water bottle
- Sensory tools
- Phone or tablet
- Credit or bank card (to buy food and drink)
- Wet weather clothing
- Communication board
- Opal card



Getting to Vivid Sydney

Transport Help

If I have specific transport questions, I can contact Transport for NSW on:

Main phone: 131 500

Translating and Interpreting Service (TIS): 131 450

Teletypewriter (TTY) Service: 1800 637 500

The Transport for NSW website features trip planners with maps and journey details, including information on accessible travel on public transport.

Website links for Transport for NSW

[Transport for NSW Home Page Accessible Travel](#)

The next few pages will help me plan my journey to Vivid Sydney.



Zone 1 – Circular Quay

Pedestrian Route

From Barangaroo: I can follow the Vivid Light Walk through Barangaroo Reserve and Argyle Street. It is approximately 900 meters from Stargazer Lawn.


Train

- **Monday – Thursday** I can take the train directly to Circular Quay station. When I exit, I can turn left to go towards Museum of Contemporary Art, or I can turn right to go towards the Sydney Opera House.
- **On Saturday nights and Sunday 7 June 6pm-11pm** trains will not drop off passengers at Circular Quay station. I need to get off at Wynyard station and continue to Circular Quay on George Street. It is approximately 900 meters.

Light Rail

Monday – Thursday I can catch the light rail directly to Circular Quay.

Friday's from 6pm and Saturday - Sunday from 5pm: The light rail won't go to Circular Quay. Instead, I will need to get off at Town Hall and travel along George Street to Circular Quay. It is approximately 1.8 kilometres.




Zone 1 – Circular Quay continued

Bus **B**

- **Monday – Thursday:** Buses run regularly to and from the city. I can visit [Trip Planner | transportnsw.info](#) for more information.
- **Friday nights from 6pm and Saturday-Sunday from 5pm:** Buses stop at Martin Place instead of Circular Quay due to road closures. I will need to travel along Pitt Street to Circular Quay. It is approximately 1.1 kilometres.

Ferry **F**

- I can catch a ferry directly to Circular Quay. Ferries to Circular Quay are very popular during Vivid Sydney, and I should expect long lines at ferry wharves, especially on weekends.
- If the ferry is full, I can use a train, metro, light rail, or bus instead.
- All passengers must exit the ferry at the last stop – return trips are not allowed.



Zone 2 – Barangaroo

Pedestrian Route

- **From Circular Quay:** I travel along Argyle Street. It will be approximately 900 meters.
- **From Cockle Bay:** I travel along the harbourside promenade passing King St Wharf. It will be approximately 2 kilometres.

Train

The closest station is Wynyard. I follow the Wynyard Walk tunnel and Sussex Street Bridge. It will take about 5 minutes to get to Barangaroo.

Metro

I can take the metro directly to Barangaroo. I exit the station and travel towards the water. I can follow the Vivid Light Walk along Wulugul Walk, then turn right onto Boot Boot path. It be approximately 350 meters.

Bus

- **Friday – Sunday and Monday 8 June:** Some buses on Argyle Place and Dalgety Road are moved to Hickson Road. I can travel along Hickson Road to Towns Place and follow the Light Walk through Barangaroo Reserve. It is approximately 1.8 kilometres.

Ferry

- F3 and F4 ferries stop at Barangaroo Wharf.
- I can travel along the boardwalk past Crown Sydney, follow the path into Barangaroo Reserve. It will be approximately 1.2 kilometres.

Zone 3 – Darling Harbour

Pedestrian Route

- **From Barangaroo:** I travel along the harbourside promenade passing King St Wharf. It will be approximately 2 kilometers.

Train

- I take a train to Town Hall Station.
- I exit south onto Bathurst Street and travel downhill to Darling Quarter and Tumbalong Park. It will be approximately 1.2kilometers

Metro

- I take the metro to Gadigal Station.
- I take the Bathurst Street exit then travel downhill to Darling Quarter and Tumbalong Park. It will be approximately 1.6 kilometers.

Light Rail

- I can take the L1 Dulwich Hill Line.
- Exhibition Centre Stop for Tumbalong Park and ICC Sydney Exhibition Halls.
- Convention Stop for ICC Sydney Convention Centre and Cockle Bay.
- Pyrmont Bay Stop for Maritime Museum and Pyrmont Bay Park.

Ferry

- I take a ferry to Barangaroo Wharf or Pyrmont Wharf to get to the Darling Harbour Precinct.
- If I alight at Barangaroo Wharf, I will be close to Sea Life Sydney Aquarium.
- If I alight at Pyrmont Bay Wharf, I will be close to the Australian National Maritime Museum.

Accessible Rideshare



Large crowds and closed roads around Vivid Sydney can make it hard for Taxis and Rideshares to safely drop off and pick up passengers in certain areas of the city. There is a list of accessible pick up and drop off locations on the next page.

Wheelchair Book and Ride

Wheelchair Book and Ride is the centralised booking service for wheelchair accessible taxis in the Sydney metropolitan area.

Wheelchair Book and Ride makes it easier to secure accessible taxi bookings for people who are unable to access public transport because they use a wheelchair.

You can [book a wheelchair accessible taxi online](#) or by calling 139 000. The taxi bookings and general enquiries phone line is open 24 hours a day, seven days a week.

Sydney Opera House Free Shuttle

Sydney Opera House operates a free shuttle bus service for elderly and patrons with access needs. Seating is limited and available on a first come, first served basis.

The bus runs between Circular Quay, with pick-up opposite Wharf 2 on Phillip Street and drop-off is at the Opera House site entry. This service will run before and after major performances during Vivid Sydney.

During the day, an alternate buggy service is available from site entry at the bottom of Macquarie Street. The buggy is wheelchair accessible. Please contact the Box Office on 02 9250 7777 to confirm operating hours for the shuttle bus and buggy service.

Accessible pick-up and drop off zones



Locations	Monday - Thursday	Fridays, Sundays & Monday 8 June	Saturdays & Sunday 7 June
Hickson Road at Wharf 4/5, Walsh Bay	Open	Open	Open
Hickson Road at Pier 1 Hotel, Walsh Bay	Open	Open	Open
George Street at Lower Fort Street, The Rocks	Open	Open	Open
Loftus Street between Reiby Place & Custom House Lane, Circular Quay	Open	Open	Closed
Circular Quay East (corner of Alfred St & Phillip St)	Open	Closed	Closed
Phillip Street south of Albert Street	Closed	Open	Open
Sydney Opera House - Security gatehouse at the northern end of Macquarie Street	Open	Open	Open
Watermans Quay, Barangaroo	Open	Open	Open
Iron Wharf Place near Sofitel, Darling Harbour	Open	Open	Open
Railway Colonnade Drive, Central Station	Open	Open	Open

Pre-Booked Vehicle Accessible Parking



Vivid Sydney offers bookable and complimentary accessible vehicle parking.

Limited spots are available, I can make a booking in advance via the link below.

[Apply Here](#)

A Vivid Sydney representative will contact me via email to confirm the booking and advise further details.



Driving and Road Closures

Some roads will be closed and there will be new parking restrictions from 3pm every afternoon until 1am in the morning. I can't drive to vantage points or see Vivid Sydney from my car.

There will be lots of traffic on the roads that remain open so I should allow extra travel time, or I can catch public transport.

For more information on closed roads and clearways, I can visit [Live Traffic NSW](#) or download our [Vivid Sydney Road Closure Map](#).



Special Event Clearways

Parts of the road will be designated as 'special event clearways' from Friday 22nd of May to Saturday 13th of June. I can't park in a clearway even if I have a parking permit or a mobility permit. There will be bright yellow signs showing where the clearways are. I need to read the signs carefully and check what times the clearway starts and finishes.

If my car is parked in a clearway, it will be towed, and I will have to pay a fee to get it back. If my car has been towed, I need to call this number 132 701.

For the latest travel conditions, listed clearway locations and maps I can visit [Live Traffic NSW](#).



Car Parking

Car parking in the city will be busy and there will be lots of restrictions. I might choose to leave my car at home and catch public transport.

If I choose to drive, roads might close while my car is parked. Cars aren't allowed to drive on closed roads or exit car parks on closed roads unless a Police Officer says it's okay.

The closest public car park to Circular Quay is the Sydney Opera House. It has 11 accessible parking spaces on level 1, and 12 accessible parking spaces on level 6 for people who have a mobility permit. I can book these parking spaces online at [Wilson Parking's website](#).

Level 1 and level 6 have access to lifts.

I can browse through the full list of operating car parks during Vivid Sydney here.



Vivid Sydney Drone Shows

Drone Shows Darling Harbour

Attending the Vivid Sydney Drone Shows at Cockle Bay

I am going to the Vivid Sydney Drone Shows at Cockle Bay in Darling Harbour. The drone shows takes place in the sky above the water. The drones move together to create shapes, patterns and images. It is a short aerial light performance and part of the Vivid Sydney program.

When the Shows Happen


The drone shows run from Sunday to Wednesday (except Sunday 7 June).

There are two shows each night:

7:30pm

9:30pm

Each show runs for about 10 minutes.



Drone Shows Darling Harbour

What I Can Expect

The drone shows are very popular.

Before, during and after the shows, there will be:

- Large crowds
- Lots of people moving around
- Limited space to stand and watch
- The area may feel busy and noisy.

Security staff and Vivid Sydney volunteers will be nearby to help people move safely.

Accessible Viewing Area

There is a ticketed reserved accessible viewing area if I need additional support.

Places are limited, so I need to book in advance to attend.

[BOOK NOW](#) or scan the QR code.

Planning My Visit

To help me feel prepared, I can:

- Plan my journey before I leave
- Allow extra travel time
- Check public transport updates
- Look up accessible drop-off locations in advance

Planning ahead can help me feel more comfortable and confident during my visit.



Getting to the Drone Show

Getting to the Drone Show

Train

- I take a train to Town Hall Station.
- I exit south onto Bathurst Street and travel downhill to Darling Quarter and Tumbalong Park. It will be approximately 1.2kilometers

Metro

- I take the metro to Gadigal Station.
- I take the Bathurst Street exit then travel downhill to Darling Quarter and Tumbalong Park. It will be approximately 1.6 kilometres

Light Rail

- I can take the L1 Dulwich Hill Line.
- Exhibition Centre Stop for Tumbalong Park and ICC Sydney Exhibition Halls.

Ferry

- I take a ferry to Barangaroo Wharf or Pyrmont Wharf to get to the Darling Harbour Precinct.
- If I alight at Barangaroo Wharf, I will be close to Sea Life Sydney Aquarium.
- If I alight at Pyrmont Bay Wharf, I will be close to the Australian National Maritime Museum.

Leaving the Drone Show

After the drone show finishes, there will be a lot of people leaving at the same time.

The area will feel very busy and crowded.

I will follow directions from event staff and volunteers. They are there to help keep everyone safe.

I will allow extra time for my journey home.

The Convention and Exhibition Centre light rail platforms may fill up quickly.

If they are full, I can:

- Travel to Pymont Bay Light Rail stop, or
- Travel to Paddy's Market Light Rail stop, or
- Travel to Central Station, where there are more transport options and more space.

If I am unsure where to go, I can ask a volunteer in bright pink jacket for help.

Vivid Sydney Laser Shows

Laser Shows Darling Harbour

Watching the Laser Shows

I can watch the Vivid Sydney Laser Shows at Cockle Bay, Darling Harbour.

The Laser Shows are a bright and colourful light experience over the water.

Show Times

- The Laser Shows run every night, Monday to Sunday.
- There are four (4) shows each hour between **6:00pm and 11:00pm.**
- Each show runs for about **7 minutes**, followed by an **8 minute break.**
- On **Sunday to Wednesday evenings**, the Laser Shows run at the same time as the Drone Shows.

What It May Feel Like

On Sunday to Wednesday, the area will be very busy because the Drone Shows are also on.

There will be lots of people moving around before, during and after each show.

Viewing space may be limited.

It may feel crowded and noisy.

Laser Shows Darling Harbour

Accessible Viewing Area

There is an accessible viewing area for the Laser Shows.

On **Thursdays, Fridays and Saturday evenings**, this area is open from **6:00pm to 11:00pm**.

I do not need to book to use this space.

I can find more information about Accessible Viewing Areas in the Accessible Viewing Areas section

Planning My Visit

To help me have a safe and comfortable visit, I can:

- Plan my journey before I leave home
- Allow extra travel time
- Check public transport updates
- Look up accessible drop-off points

If I prefer a less busy experience and I am not attending for the Drone Show, I may choose to visit the Laser Show on a **Thursday or Friday night**.

SYDNEY

vividTM

When I arrive

Facilities Available

Wheelchair Accessible Toilets

There are accessible toilet facilities located at the following locations:

- Barangaroo Reserve, Stargazer Lawn.
- Hickson Road, near Hickson Road Reserve.
- Circular Quay West, under the Cahill Expressway.
- Circular Quay East, under the Cahill Expressway
- Tumbalong Park, Darling Harbour.



Ambulant Toilets

There are ambulant toilet facilities located at the following locations:

- Circular Quay East, under the Cahill Expressway.
- Circular Quay West, under the Cahill Expressway.
- Overseas Passenger Terminal Forecourt.
- Hickson Road, near Hickson Road Reserve.
- Barangaroo Reserve, Stargazer Lawn.



Facilities Available

Change Rooms

There are changing facilities located at:

- Circular Quay East, under the Cahill Expressway
- Cockle Bay West, near Iron Wharf Place

The change rooms do not include a hoist

Changing Places

There is a changing places facility located at:

- Tumbalong Park, Darling Harbour

The changing places has a hoist.

Assistance animals

I can bring my certified assistance animal. They must be on a leash in all parts of Circular Quay, The Rocks, Barangaroo & Darling Harbour.

Wheelchairs

The Vivid Sydney Light Walk and installations are mobility device accessible. Some installations have ramps installed. Some paths are steep and may require assistance.

The crowds might make it hard to move around on busier nights, usually weekends and the Monday public holiday.



Facilities Available

Safety

Vivid Sydney has several First Aid tents on the Vivid Light Walk. If I am feeling unwell or if I have hurt myself, I can find help at these tents. I can find these locations on the [Accessibility Map](#).

There are First Aid tents located at the following locations:

- Circular Quay, Corner of Alfred Street & Pitt Street.
- Hickson Road Reserve
- Barangaroo, Stargazer Lawn
- Tumbalong Park

Water refill Stations

Water is available from several water refill stations. I can find these locations on the [Accessibility Map](#).




What if it's Raining?

The Vivid Light Walk is outdoors. Please be prepared for all weather conditions and bring a raincoat, umbrella, or spray jacket.

Public safety is Vivid Sydney's number one priority and should severe weather conditions be experienced there may be restrictions on which areas I can attend. I need to keep up to date by visiting the website and Vivid Sydney social channels.



[#vividssydney](#)



[@vividssydney](#)



Vivid Sydney Website
[vividssydney.com](#)

Sensory Information



When I visit Vivid Sydney, I might come across different sensory experiences. Vivid Sydney has specialty lighting, projections, visual effects and moving light effects such as motion activated interactive lighting and chasing lights.

These include:

- Very bright areas
- Very dark areas
- Flashing lights
- Things you can touch and feel
- Loud areas
- Announcements that come through speakers
- Steep inclines and declines
- Crowding
- Motion responsive light and sound

Low Sensory Installations



There are low-sensory installations I can attend if I feel overwhelmed by bright lighting and loud noises. The low-sensory installations still have lights and sounds but they are at a lower level.

Some Vivid Light Walk installations may feature low sound but include flashing or strobe lighting.

Installations that are not suitable for people with epilepsy and other light-sensitive conditions are:

The low sensory installations are:

- The Prism
- Optik
- Koro Loko
- Stop, Look, Listen
- Invisible Cities
- Dear You
- Reflect
- River of Fire
- Mycelium Network
- Flea Circus
- Constellations
- Electric Dandelions
- Lumiverse Transporter
- Blink Cincinnati
- Continuum

Quiet Space



If the crowds, noise, or bright lights feel like too much, I can step into one of Vivid Sydney's quiet spaces.

Volunteers will be there, ready to help, creating a calm and comfortable retreat where I can take a break and reset.

The quiet spaces are located in the following areas:

- Circular Quay, corner of George Street & Alfred Street
- Tumbalong Boulevard, near Tumbalong Park in Darling Harbour
- Barangaroo



Who to ask for help



Volunteers

Vivid Sydney volunteers can support me with wayfinding, directions and communication during the event. I can bring a support worker or companion if I require hands-on assistance such as wheelchair pushing, side by side support or trained assistance.

Vivid Sydney volunteers will be wearing bright pink jackets labelled volunteer and colourful Vivid Sydney lanyards.



Who to ask for help



Information Booths

Vivid Sydney will have three (3) information booths staffed by friendly volunteers. At these booths, volunteers will guide me to the online festival maps, program information, and advise on other useful information to help plan my Vivid Sydney journey. The volunteers can also provide advice on the best viewing points, the best times to visit, and other tips to help make the most out of your experience.

Information booth locations include:

- West Circular Quay, corner of George St & Alfred St
- Darling Harbour
- Barangaroo




Audiovisual Services



Vivid Sydney offers audio descriptions of each of the Vivid Light Walk installations. I can access them by scanning the QR code on the installation light boxes along the Vivid Light Walk, or by clicking the link below to visit the audio description webpage on the Vivid Sydney website.

[Audiovisual Descriptions](#)



Accessible Viewing Areas



There are **4 accessible viewing areas** across the event.

Some accessible viewing areas **require a booking**, especially for high-demand events. Other accessible viewing areas are **open and do not require a booking**.

I can check the event website to see if I need to book before I arrive.

Hickson Road Reserve, Dawes Point

There is a supervised viewing area at the Hickson Road Reserve at Dawes Point. I will be able to see the Sydney Opera House and other harbourside lighting attractions. The area is open from 6pm- 11pm each evening.

Museum of Contemporary Arts (MCA)

There is a supervised viewing area on the MCA lawn. I will be able to see the Sydney the projection on the MCA & the Sydney Opera House lighting attractions. The area is open from 6pm-11pm each evening.



Accessible Viewing Areas



Tumbalong Park, Darling Harbour

Provides a managed viewing area of the Tumbalong Park stage. Open from 6pm Monday-Friday & Sundays.

Feel the Beat

On Saturdays during the Festival, I can experience **Feel the Beat** at **Tumbalong Park from 5:00pm.**

Feel the Beat is an inclusive music experience for people of all abilities.

It is designed for people who are Deaf or hard of hearing, or for anyone who prefers to experience music through vibration and movement. I can feel the music through special equipment and enjoy the rhythm in a different way.

Places are limited, so I need to book in advance to attend. [**BOOK NOW**](#) or scan the QR code.



Accessible Viewing Areas



Drone Show Accessible Viewing Area Cockle Bay

The Vivid Sydney Drone Show takes place on **Sunday to Wednesday evenings**.

There are **two shows each night**:

- 7:30pm
- 9:30pm

There is a dedicated accessible viewing area for the Drone Show.

This is a **ticketed and managed space** to help create a safe and comfortable experience.

I must **book in advance** to attend.

When I book, I choose which session I would like to attend.

I can visit the [access and inclusion page](#) for more information or click book now below.

[BOOK NOW](#) or scan the QR code.



Eating



There are lots of places I can buy food while at Vivid Sydney. There will be big crowds across all food areas, especially on the weekends. I will need extra time to move around and to buy food. If I would like to visit when it is less crowded, I can come on a weeknight (Monday - Thursday).

Vivid Food Events

I will need to buy a ticket for some of the Vivid Food events. I can check the [Vivid Sydney website](#) for more information.



Vivid Fire Kitchen



There will be big crowds at the Vivid Fire Kitchen, especially on the weekends. I will need extra time to move around and to buy food. If I would like to visit when it is less crowded, I can come on a weeknight (Monday - Thursday night).

The Vivid Fire Kitchen is free to enter, but I will need to purchase my food and beverages.

The Vivid Fire Kitchen has moved from the Goods Line in 2025 to Barangaroo Star Gazer Lawn in 2026.

For more information on the Vivid Fire Kitchen visit this page: [Vivid Fire Kitchen | Vivid Sydney 2026](#)

When: 6pm-11pm Monday - Sunday

Where: Barangaroo



Tumbalong Park



There will be a variety of food & beverages available at Tumbalong Park.

Tumbalong Park is free to enter, but I will need to purchase my food and beverages.

When: 6pm-11pm each night

Where: [Tumbalong Park](#)



Leaving Vivid Sydney

At the end of my Vivid Sydney Journey

The lights go off at Vivid Sydney at 11pm each night but I can leave at any time. There might be big crowds leaving the event. I can use the same transport to get home that I used to get here.

More information

I can access more information by visiting the Vivid Sydney [accessibility page](#) or I can call 0429 897 028

I can also request assistance by emailing event.access@dnsw.com.au

Have your say

We would like to know about your experience at Vivid Sydney and how we can make it more accessible and enjoyable for you.

Please email us at vivid.access@dnsw.com.au





**We hope your Vivid Sydney
journey shone bright!**

