

Vivid Sydney 2025 Accessibility Visual Story

SYDNEY
vivid



Vivid Sydney Visual Story

This is a Visual Story for Vivid Sydney 2025.

It was created with Autism Spectrum Australia and Get Skilled Access.

This Visual Story will tell me about the accessibility information available for Vivid Sydney and will help me prepare for a new environment or situation.

There is a lot of information in this document about things like public transport, crowds and what to bring.

I can use the table of contents on the next page to click on the section I would like more information on.

I can find more information on the Access and Inclusion [page on the Vivid Sydney Website](#) such as wheelchair access, audio services and accessible viewing areas.

If I can't find the information I am looking for, I can call the Vivid Accessibility Officer on 0429 897 028 or I can [fill out this form](#) and someone will get back to me.



Table of Contents

Page	Information	Page	Information
4	<u>Communication Board</u>	25	<u>Accessible Ride Share</u>
5	<u>About Vivid Sydney</u>	27	<u>Accessible Mini-Bus Parking</u>
6	<u>Vivid Light Walk</u>	28	<u>Road closures</u>
7	<u>Vivid Music</u>	29	<u>Special Event Clearways</u>
8	<u>Vivid Ideas</u>	30	<u>Car Parking</u>
9	<u>Vivid Food</u>	31	<u>When I Arrive</u>
11	<u>Accessibility Map</u>	32	<u>Facilities Available</u>
12	<u>Before I Arrive</u>	36	<u>What if its Raining?</u>
13	<u>Tickets & Companion Cards</u>	37	<u>Sensory Information</u>
14	<u>Hidden Disability Sunflower</u>	39	<u>Quiet Spaces</u>
15	<u>Gig Buddies</u>	40	<u>Who to ask for Help</u>
16	<u>What Else To Bring?</u>	42	<u>Audiovisual Services</u>
17	<u>Getting to Vivid Sydney</u>	43	<u>Accessible Viewing Areas</u>
18	<u>Transport Help</u>	44	<u>Eating</u>
19	<u>Zone 1 Circular Quay</u>	45	<u>Vivid Fire Kitchen</u>
21	<u>Zone 2 Barangaroo</u>	46	<u>Neon Dream</u>
22	<u>Zone 3 Darling Harbour</u>	47	<u>Tumbalong Park & Barangaroo</u>
23	<u>Zone 4 The Goods Line</u>	48	<u>Leaving Vivid Sydney</u>
24	<u>Zone 5 Martin Place</u>		

Communication Board

This communication board can help me communicate without speaking.

I can print this communication board at home and bring it with me when I come to Vivid Sydney.

I can point to the symbol which describes my needs.

The person I am using this board with will ask me yes or no questions to get more information to help me.



Vivid Sydney 2025 Communication Board



About Vivid Sydney

What to expect

Vivid Sydney is a large event that showcases art, new ideas music, food and technology.

For 23 days and nights, Vivid Sydney illuminates the city. This year, it will turn the streets into a colourful display of art installations and 3D light shows, casting a magical glow on Sydney's famous buildings and city areas.


Vivid Sydney is owned, managed and produced by [Destination NSW](#), the NSW Government's tourism and major events agency.

When: Friday 23 May to Saturday 14 June 2025.

Times: 6.00pm to 11.00pm each night.

I can choose to travel around at my own pace.

I can choose to discover as much or as little as I want.





Vivid Light Walk

For more information

Visit the [Vivid Sydney website](#)

The Vivid Light Walk is free and spans across 5 zones:

- Zone 1 Circular Quay and The Rocks
- Zone 2 Barangaroo
- Zone 3 Darling Harbour
- Zone 4 Goods Line and Inner City
- Zone 5 Martin Place and CBD

Parts of the Vivid Light Walk are steep up-hill or down-hill. All paths are bitumen or concrete with some paths linking the various light attractions.

The Vivid Light Walk is accessible for mobility devices and prams.



Vivid Music

Vivid Music includes live music performances across a variety of venues.

Vivid Music offers a wide range of performances by well-known and new artists. Sydney will become a place where people can discover and enjoy music together.

Vivid Music Events

I will need to buy a ticket for some of the Vivid Music events. I can check the [Vivid Sydney website](#) for more information.

Tumbalong Nights – Free Music Events

I do not need to pay to go to Tumbalong Nights. These shows are free. I can look at the [Tumbalong Nights webpage](#) to see what's on and plan ahead.



Vivid Ideas

Vivid Ideas includes live presentations and talks on inspiring topics as well as activations and installations.

Vivid Ideas is a place for inspiring new thoughts and rethinking old ones. It is a compassionate and understanding place where people will talk about current topics. The audience will actively listen and might take part in discussions.

This event brings exciting conversations and interactive activities to Sydney.

Vivid Ideas Events

I will need to buy a ticket for some of the Vivid Ideas events. I can check the [Vivid Sydney website](#) for more information.

Free Vivid Ideas Events

Some Vivid Ideas events are free. I don't need a ticket for these events. I can find out more information on the [Vivid Sydney website](#).

Vivid Food

Vivid Food provides a variety of places to eat and drink.

Vivid Food celebrates the diverse food industry in Sydney and NSW. It will showcase what makes dining here so special, from street food cooked over open flames to dishes by top chefs. There is something for everyone to enjoy.

Vivid Food Events

I will need to buy a ticket for some of the Vivid Food events. I can check the [Vivid Sydney website](#) for more information.



Vivid Food

The Vivid Fire Kitchen is returning in 2025 with 23 nights of flame festivities showcasing local and international pit masters. There will be many people at the Vivid Fire Kitchen, especially on weekends. If I would like to visit the Vivid Fire Kitchen when it is less crowded, I can come on a weeknight (Monday-Thursday night).

The Vivid Fire Kitchen is free to enter, but I will need to purchase my food and beverages.

For more information on the Vivid Fire Kitchen visit this page: [Vivid Fire Kitchen | Vivid Sydney 2025](#)

When: 6pm-11pm Monday - Sunday
Where: [The Goods Line](#)



Accessibility Map

I can download the accessibility map on the [access and inclusion page](#).

It will also be available to download via a QR code at the Information Booths or I can ask one of the volunteers for assistance.

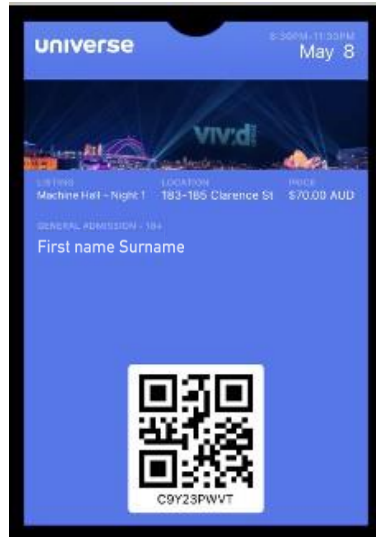
Or I can click on download now below.

[Download Now](#)



Before I Arrive





Tickets

If I have purchased a ticket to any of the Vivid Ideas, Vivid Music or Vivid Food events, my digital ticket will be sent to my email or mobile from the relevant ticketing agent and can be scanned from my mobile device. I don't need to print these tickets.



Companion Cards

Support workers or essential companions of people with a disability are offered free entry to some Vivid Sydney events. I will need to show my companion card to ticket staff when I get to an event. I can book my companion card tickets online using the [companion booking page](#).

Crowds

There will be many people on the Vivid Sydney Light Walk, especially on weekends. I need to allow for additional time to move around or see the attractions. If I would like to see Vivid Sydney when it is less crowded, I can come on a weeknight (Monday-Thursday).

Hidden Disability Sunflower Lanyard

Vivid Sydney supports the Hidden Disability Sunflower. The lanyard is a way for me to indicate to Vivid Sydney staff that I may need extra support, time, and understanding. There will be a limited number of lanyards available. I can register my interest to receive a lanyard via the register now button below or by visiting our [accessibility page](#).

If I would like to purchase my own Sunflower product, I can visit the

[Hidden Disabilities Sunflower website](#).

It is ok if I don't have a lanyard, I can still get help when I need it. Look out for Vivid Sydney staff wearing the 'Can I help you?' badge.

[Register Now](#)



Gig Buddies

Vivid Sydney supports Gig Buddies.

Gig Buddies is an organisation that will pair me with a volunteer buddy. My buddy will share similar interests to me.

I can sign up to join Gig Buddies at

[Join Gig Buddies Sydney - Make Friends - Australia](#) I could attend Vivid Sydney with my buddy.

It is ok if I don't have a buddy, I can still attend Vivid Sydney and get help when I need it.



What else to bring?

Vivid Sydney can be bright, busy, noisy, and full of surprises — with large crowds, loud sounds, and weather that can change quickly. To help me feel comfortable and ready for anything, I can bring things with me, and if I forget something or need anything, I can also purchase items like food, drinks, or extra clothing at shops or stalls around the festival.

- Headphones
- Water bottle
- Sensory tools
- Phone or tablet
- Credit or bank card (to buy food and drink)
- Wet weather clothing
- Communication board
- Opal card



Getting To Vivid Sydney



Transport Help

If I have specific transport questions, I can contact Transport for NSW on:

Main phone: [131 500](tel:131500)

Translating and Interpreting Service (TIS): [131 450](tel:131450)


Teletypewriter (TTY) Service: [1800 637 500](tel:1800637500)

The Transport for NSW website features trip planners with maps and journey details, including information on accessible travel on public transport.

Website links for Transport for NSW

[Transport for NSW Home Page Accessible Travel](#)

The next few pages will help me plan my journey to Vivid Sydney.



Zone 1 – Circular Quay

Pedestrian Route

- **From Barangaroo:** I can follow the Vivid Light Walk through Barangaroo Reserve and Argyle Street. It will take me about 20 minutes from Stargazer Lawn.
- **From Martin Place:** I can follow the Vivid Light Walk through Martin Place, then travel towards Circular Quay on Phillip Street. It will take me about 14 minutes from Phillip Street.

T Train

- **Monday – Thursday** I can take the train directly to Circular Quay station. When I exit, I can turn left to go towards Museum of Contemporary Art, or I can turn right to go towards the Sydney Opera House.
- **On Saturday nights and Sunday 8 June 6pm-11pm** trains will not drop off passengers at Circular Quay station. I need to get off at Wynyard station and continue to Circular Quay on George Street. It will take me about 10 minutes.

M Metro

- I can take the Metro directly to Martin Place.
- **From Martin Place:** I can follow the Vivid Light Walk through Martin Place, then travel along Phillip Street towards Circular Quay. It will take me about 14 minutes from Phillip Street.

Zone 1 – Circular Quay continued

L Light Rail

- **Monday - Thursday:** I can catch the light rail directly to Circular Quay.
- **Friday's from 6pm and Saturday - Sunday from 5pm:** The light rail won't go to Circular Quay. Instead, I will need to get off at Town Hall and travel along George Street to Circular Quay. It will take me about 20 minutes.

B Bus

- **Monday – Thursday:** Buses run regularly to and from the city. I can visit [Trip Planner | transportnsw.info](https://www.transportnsw.info) for more information.
- **Friday nights from 6pm and Saturday-Sunday from 5pm:** Buses stop at Martin Place instead of Circular Quay due to road closures. I can follow the Light Walk through Martin place then travel along Phillip Street to get to Circular Quay. It will take me about 14 minutes from Phillip Street.

F

Ferry

- I can catch a ferry directly to Circular Quay. Ferries to Circular Quay are very popular during Vivid Sydney, and I should expect long lines at ferry wharves, especially on weekends.
- If the ferry is full, I can use a train, metro, light rail, or bus instead.
- All passengers must exit the ferry at the last stop – return trips are not allowed.

Zone 2 – Barangaroo

Pedestrian Route

- **From Circular Quay:** I travel along Argyle Street. It will take me about 19 minutes.
- **From Cockle Bay:** I travel along the harbourside promenade passing King St Wharf. It will take me about 18 minutes.

T Train

- The closest station is Wynyard. I follow the Wynyard Walk tunnel and Sussex Street Bridge. It will take about 5 minutes to get to Barangaroo.

M Metro

- I can take the metro directly to Barangaroo. I exit the station and travel towards the water. I can follow the Vivid Light Walk along Wulugul Walk, then turn right onto Boot Boot path. It will take me about 10 minutes to reach Stargazer Lawn.

M Metro From Martin Place: I can take the Metro to Barangaroo Station it will take me about 9 minutes.

B Friday – Sunday and Monday 9 June: Some buses on Argyle Place and Dalgety Road are moved to Hickson Road. I can travel along Hickson Road to Towns Place and follow the Light Walk through Barangaroo Reserve. This will take about 14 minutes

F Ferry

- F3 and F4 ferries stop at Barangaroo Wharf.
- I can travel along the boardwalk past Crown Sydney, follow the path into Barangaroo Reserve it will take me about 7 minutes.

Zone 3 – Darling Harbour

Pedestrian Route

- **From Barangaroo:** I travel along the harbourside promenade passing King St Wharf. It will take me about 18 minutes.
- **From The Goods Line:** I can follow the Light Walk through The Goods Line then cross the road at Hay Street and turn left into Tumbalong Boulevard. It will take me about 7 minutes.

T Train

- I take a train to Town Hall Station.
- I exit south onto Bathurst Street and travel downhill to Darling Quarter and Tumbalong Park. It will take me about 10 minutes.

M Metro

- I take the metro to Gadigal Station.
- I take the Bathurst Street exit then travel downhill to Darling Quarter and Tumbalong Park. It will take me about 12 minutes.

L Light Rail

- I can take the L1 Dulwich Hill Line.
- Exhibition Centre Stop for Tumbalong Park and ICC Sydney Exhibition Halls.
- Convention Stop for ICC Sydney Convention Centre and Cockle Bay.
- Pyrmont Bay Stop for Maritime Museum and Pyrmont Bay Park.

F Ferry

- **From Circular Quay:** I can catch the F4 ferry to Pyrmont Bay Wharf. It will take me about 28 minutes.
- **From Barangaroo:** I can catch the F4 ferry to Pyrmont Bay Wharf. It will take me about 10 minutes.

Zone 4 – The Goods Line

Pedestrian Route

- **From Darling Harbour:** Travel along Tumbalong Boulevard and turn right onto Hay Street. It will take me about 7 minutes.

T Train

- I take a train to Central Station
- I need to enter the Devonshire Street Tunnel and follow through towards and past Lee Street. Continue underground and I will arrive at The Goods Line.

L Light Rail

- I take the L1 Dulwich Hill Line to Central Station.
- I need to enter the Devonshire Street Tunnel and follow through towards and past Lee Street. Continue underground and I will arrive at The Goods Line.

B Bus

- I can catch a bus to Harris Street before Broadway. It will take me about 5 minutes to get to The Goods Line from here.
- I can catch a bus to Railway Square and take the Devonshire Street Tunnel to The Goods Line. It will take me about 7 minutes.

Zone 5 – Martin Place

Pedestrian Route

- **From Circular Quay:** I travel towards Martin Place on Phillip Street. It will take me about 14 minutes.

T Train

- I can take a train directly to Martin Place. I can exit to street level using escalator or lift.
- I can take a train to Wynyard. I can exit on York Street and travel south until I can turn left on Wynyard Street, then turn right on George Street. Travel along George Street until I get to the intersection of Martin Place. It will take me about 5 minutes.

M Metro

- I can take the Metro to Martin Place. Escalators or lifts will take me to street level.
- **From Barangaroo:** I can take the Metro to Martin Place Station. It will take me about 9 minutes.


L Light Rail

- **Monday – Thursday from Circular Quay or Central Station:** I catch the Light Rail to Wynyard. I can travel along George Street towards the intersection of Martin Place. It will take me about 2 minutes.
- **Friday's from 6pm and Saturday-Sunday from 5pm:** The Light Rail will truncate at Town Hall. I will need to get off at Town Hall and travel along George Street to Martin Place. It will take me about 10 minutes.

B Bus

- Regular buses make stops at Martin Place on Elizabeth Street, or nearby at Wynyard Station which will take me about 5 minutes to get to Martin Place.

Accessible Rideshare

 Large crowds and closed roads around Vivid Sydney can make it hard for Taxis and Rideshares to safely drop off and pick up passengers in certain areas of the city. There is a list of accessible pick up and drop off locations on the next page.

Wheelchair Book and Ride

Wheelchair Book and Ride is the centralised booking service for wheelchair accessible taxis in the Sydney metropolitan area.

Wheelchair Book and Ride makes it easier to secure accessible taxi bookings for people who are unable to access public transport because they use a wheelchair.

You can [book a wheelchair accessible taxi online](#) or by calling [139 000](#). The taxi bookings and general enquiries phone line is open 24 hours a day, seven days a week.

Sydney Opera House Free Shuttle

Sydney Opera House operates a free shuttle bus service for elderly and patrons with access needs. Seating is limited and available on a first come, first served basis.

The bus runs between Circular Quay, with pick-up opposite Wharf 2 on Phillip Street and drop-off is at the Opera House site entry. This service will run before and after major performances during Vivid Sydney.

During the day, an alternate buggy service is available from site entry at the bottom of Macquarie Street. The buggy is wheelchair accessible. Please contact the Box Office on [02 9250 7777](#) to confirm operating hours for the shuttle bus and buggy service.

Accessible pick-up and drop off zones



Locations	Monday-Thursday	Friday's & Monday 9 June	Saturday's & Sunday 8 June
Hickson Road at Wharf 4/5, Walsh Bay	Open	Open	Open
Hickson Road at Pier 1 Hotel, Walsh Bay	Open	Open	Open
George Street at Lower Fort Street, The Rocks	Open	Open	Open
Pitt St between Alfred St and Bridge St - western side	Open	ROAD CLOSED	ROAD CLOSED
Circular Quay East (corner of Alfred St & Phillip St)	Open	ROAD CLOSED	ROAD CLOSED
Phillip Street south of Albert Street	Closed	Open	Open
Sydney Opera House - Security gatehouse at the northern end of Macquarie Street	Open	Open	Open
Watermans Quay, Barangaroo	Open	Open	Open
Iron Wharf Place near Sofitel, Darling Harbour	Open	Open	Open
Zollner Circuit east of Darling Drive, Darling Harbour	Open	Open	Open
Railway Colonnade Drive, Central Station	Open	Open	Open

Pre-Booked Minibus Accessible Parking



Vivid Sydney offers bookable and complimentary accessible minibus parking.

Limited spots are available, Community Groups can make a booking in advance via the link below. I can apply on behalf of my community group using the same link:

[Apply Here](#)

A Vivid Sydney representative will contact me via email to confirm the booking and advise further details.



Driving and Road Closures

Some roads will be closed and there will be new parking restrictions from 3pm every afternoon until 1am in the morning. I can't drive to vantage points or see Vivid Sydney from my car.

There will be lots of traffic on the roads that remain open so I should allow extra travel time, or I can catch public transport.

For more information on closed roads and clearways, I can visit [Live Traffic NSW](#) or download our [Vivid Sydney Road Closure Map](#).



Special Event Clearways

Parts of the road will be designated as 'special event clearways' from Friday 23rd of May to Saturday 14th of June. I can't park in a clearway even if I have a parking permit or a mobility permit. There will be bright yellow signs showing where the clearways are. I need to read the signs carefully and check what times the clearway starts and finishes.

If my car is parked in a clearway, it will be towed, and I will have to pay a fee to get it back. If my car has been towed, I need to call this number [132 701](tel:132701).

For the latest travel conditions, listed clearway locations and maps I can visit [Live Traffic NSW](#)



Car Parking

Car parking in the city will be busy and there will be lots of restrictions. I might choose to leave my car at home and catch public transport.

If I choose to drive, roads might close while my car is parked. Cars aren't allowed to drive on closed roads or exit car parks on closed roads unless a Police Officer says it's okay.

The closest public car park to Circular Quay is the Sydney Opera House. It has 11 accessible parking spaces on level 1, and 12 accessible parking spaces on level 6 for people who have a mobility permit. I can book these parking spaces online at [Wilson Parking's website](#).

Level 1 and level 6 have access to lifts.

I can browse through the full list of operating car parks during Vivid Sydney **here**.





When I Arrive

Facilities Available



Toilets

There are accessible toilet facilities located at the following locations:

- Barangaroo Reserve, The Pumphouse.
- Barangaroo Reserve, Stargazer Lawn.
- Hickson Road, near Hickson Road Reserve.
- The Goods Line.
- Circular Quay East, under the Cahill Expressway.
- Circular Quay West, under the Cahill Expressway.
- Tumbalong Park, Darling Harbour.



Ambulant Toilets

There are ambulant toilet facilities located at the following locations:

- Circular Quay West, under the Cahill Expressway.
- Hickson Road, near Hickson Road Reserve.
- Barangaroo Reserve, Stargazer Lawn.
- Tumbalong Park, Darling Harbour.
- The Goods Line.



Facilities Available



Change Rooms

There are changing facilities located at:

- Circular Quay, under the Cahill Expressway
- Tumbalong Park, Darling Harbour



The change rooms do not include a hoist

Wheelchairs

The Vivid Sydney Light Walk and installations are mobility device accessible. Some installations have ramps installed. Some paths are steep and may require assistance.

The crowds might make it hard to move around on busier nights, usually weekends and the Monday public holiday.



Assistance animals

I can bring my certified assistance animal. They must be on a leash in all parts of Circular Quay, The Rocks, Barangaroo, Darling Harbour, The Goods Line and Martin Place.



Facilities Available

Safety

Vivid Sydney has several First Aid tents on the Vivid Light Walk. If I am feeling unwell or if I have hurt myself, I can find help at these tents. I can find these locations on the [Accessibility Map](#).

There are First Aid tents located at the following locations:

- Circular Quay West, under the Cahill Expressway
- Hickson Road Reserve
- Barangaroo, Stargazer Lawn
- Tumbalong Park
- The Goods Line



Water refill Stations

Water is available from several water refill stations. I can find these locations on the [Accessibility Map](#).



What if it's Raining?

The Vivid Light Walk is outdoors. Please be prepared for all weather conditions and bring a raincoat, umbrella, or spray jacket.

Public safety is Vivid Sydney's number one priority and should severe weather conditions be experienced there may be restrictions on which areas I can attend. I need to keep up to date by visiting the website and Vivid Sydney social channels.




[Vivid Sydney](#) website



[#VIVIDSYDNEY](#)



[@VIVIDSYDNEY](#)



When I visit Vivid Sydney, I might come across different sensory experiences. Vivid Sydney has specialty lighting, projections, visual effects and moving light effects such as motion activated interactive lighting and chasing lights. These include:

- Very bright areas
- Very dark areas
- Flashing lights
- Things you can touch and feel
- Loud areas
- Announcements that come through speakers
- Steep inclines and declines
- Crowding
- Motion responsive light and sound

Sensory Information

Low Sensory Installations

There are low-sensory installations I can attend if I feel overwhelmed by bright lighting and loud noises. The low-sensory installations still have lights and sounds but they are at a lower level.

Some Vivid Light Walk installations may feature low sound but include flashing or strobe lighting.

This may affect people with sensory sensitivities, epilepsy, or other conditions. I can visit [Vivid Sydney website](#) for specific installation information on each installation.

The low sensory installations are:



- [Vivid Light on Sydney Harbour](#)
- [Fireplaces](#)
- [Eye of the Beholder](#)
- [Glyph](#)
- [Our Connected City](#)
- [Cygnus](#)
- [Drawn in Light](#)
- [Telephone](#)



Quiet Space

If the crowds, noise, or bright lights feel like too much, I can step into one of Vivid Sydney's quiet spaces.

Volunteers will be there, ready to help, creating a calm and comfortable retreat where I can take a break and reset.

The quiet spaces are located in the following areas:

- Circular Quay, corner of George Street & Alfred Street
- Tumbalong Boulevard, near Tumbalong Park in Darling Harbour



Who to ask for help

Volunteers

Vivid Sydney volunteers can support me with wayfinding, directions and communication during the event. I can bring a support worker or companion if I require hands-on assistance such as wheelchair pushing, side by side support or trained assistance.

Vivid Sydney volunteers will be wearing bright pink jackets labelled volunteer and colourful Vivid Sydney lanyards.



Who to ask for help



Information Booths

Vivid Sydney will have five (5) information booths staffed by friendly volunteers. At these booths, volunteers will guide me to the online festival maps, program information, and advise on other useful information to help plan my Vivid Sydney journey. The volunteers can also provide advice on the best viewing points, the best times to visit, and other tips to help make the most out of your experience.


Information booth locations include:

- West Circular Quay, George St
- Darling Harbour
- Barangaroo
- Martin Place
- The Goods Line
- Central Station

Audiovisual Services

Vivid Sydney offers audio descriptions of each of the Vivid Light Walk installations. I can access them by scanning the QR code on the installation light boxes along the Vivid Light Walk, or by clicking the link below to visit the audio description webpage on the Vivid Sydney website.

[Audiovisual Descriptions](#)



Accessible Viewing Areas



There are 4 accessible viewing areas. I don't need to book seats for the accessible viewing areas. I can bring a blanket and get a front row view while taking a break from the crowd.

Hickson Road Reserve, Dawes Point

There is a supervised viewing area at the Hickson Road Reserve at Dawes Point. I will be able to see the Sydney Opera House and other harbourside lighting attractions. The area is open from 6pm- 11pm each evening.

Sydney Opera House

There is a supervised viewing area at the Sydney Opera House. I will be able to see the Museum of Contemporary Art, Circular Quay and other harbourside lighting attractions. The area is open from 6pm – 11pm every night.



Accessible Viewing Areas



Museum of Contemporary Art Australia

There is a supervised viewing area at the Museum of Contemporary Art. I will be able to see the Sydney Opera House and other harbourside lighting attractions. The area is open from 6pm – 11pm each evening.

Barangaroo

There is a supervised viewing area at Barangaroo Reserve. I will be able to see the Vivid Light installation *An Act of Being*. This area is open from 6pm – 11pm each evening.

An Act of Being blends contemporary dance, physical theatre, and innovative goStMESH technology to reflect on the ongoing impact of government policies on First Nations communities. Created by acclaimed Bangarra Dance Theatre in collaboration with Reconciliation Australia.



Tumbalong Park, Darling Harbour

There is a supervised viewing area at Tumbalong Park, Darling Harbour. I will be able to see Tumbalong Park Stage. The area is open from 6pm – 11pm each evening.

Eating



There are lots of places I can buy food while at Vivid Sydney. There will be big crowds across all food areas, especially on the weekends. I will need extra time to move around and to buy food. If I would like to visit when it is less crowded, I can come on a weeknight (Monday - Thursday).

Vivid Food Events

I will need to buy a ticket for some of the Vivid Food events. I can check the [Vivid Sydney website](#) for more information.



Vivid Fire Kitchen



There will be big crowds at the Vivid Fire Kitchen, especially on the weekends. I will need extra time to move around and to buy food. If I would like to visit when it is less crowded, I can come on a weeknight (Monday - Thursday night).

The Vivid Fire Kitchen is free to enter, but I will need to purchase my food and beverages.

For more information on the Vivid Fire Kitchen visit this page: [Vivid Fire Kitchen | Vivid Sydney 2025](#)

When: 6pm-11pm

Monday - Sunday

Where: [The Goods Line](#)



Neon Dreams



Neon Dreams is a retro-futuristic roller disco diner. I can enjoy plant-based American diner meals like burgers, fries, and milkshakes. Then I can skate under neon lights to music. The rink is accessible for wheelchairs. I can also enjoy foraged cocktails or a milkshake without skating.


I will need a ticket for Neon Dreams. I can check [Vividsydney.com](https://vividssydney.com) for more information.

When: 6pm-11pm Monday - Sunday

Where: [Pier Street underpass](#)



Tumbalong Park


 There will be a variety of food & beverages available at Tumbalong Park.

Tumbalong Park is free to enter, but I will need to purchase my food and beverages.

When: 6pm-11pm each night

Where: [Tumbalong Park](#)

Barangaroo

 There will be a variety of food available at Barangaroo Reserve.

Barangaroo Reserve is free to enter, but I will need to purchase my food and beverages.

When: 6pm-11pm Monday - Friday

Where: [Barangaroo Reserve](#)



Leaving Vivid Sydney

At the end of my Vivid Sydney Journey

The lights go off at Vivid Sydney at 11pm each night but I can leave at any time. There might be big crowds leaving the event. I can use the same transport to get home that I used to get here.

More information

I can access more information by visiting the Vivid Sydney [accessibility page](#) or I can call [0429 897 028](tel:0429897028)

I can also request assistance by completing an enquiry form [here](#).

Have your say

We would like to know about your experience at Vivid Sydney and how we can make it more accessible and enjoyable for you.

Please email us at vivid.access@dnsw.com.au





**We hope your Vivid
Sydney journey
shone bright!**